


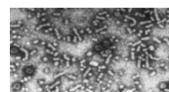
# Aspects of chronic viral infections and their interactions

**Dr Roger Garsia**

MBBS PhD FRACP FRCPA  
 Consultant Immunologist/ Immunopathologist  
 RPAH Camperdown NSW 2050  
 roger.garsia@email.cs.nsw.gov.au

## The viruses are quite different

- HIV
- Hepatitis B
- Hepatitis C




ALL are able to be measured accurately

Treated quite differently

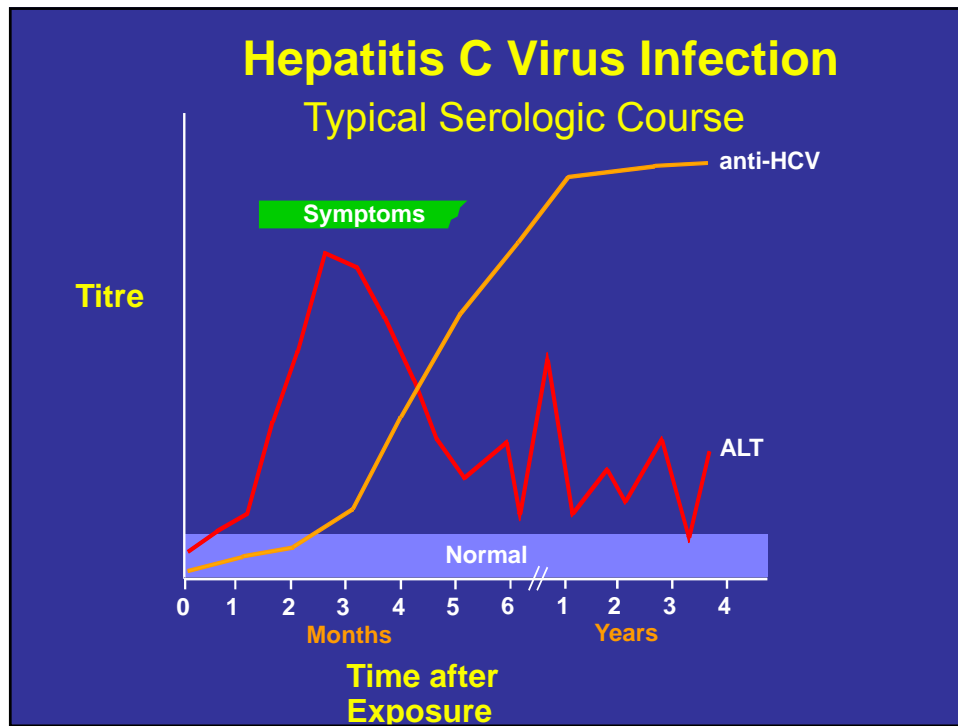
## Other hepatitis viruses

- Hepatitis A
  - Vaccine exists ; acute infection but potentially serious in HIV infected
- Hepatitis D
  - Co-virus with hepatitis B
- Hepatitis E



## Virus response to treatment

	Treatment ( Rx)	Effect of Rx	Outcome without Rx
HIV	Lifelong	suppression	Usually AIDS
Hep B	Variable	Suppression or cure	Chronic hepatitis/ (Cirrhosis)
Hep C	24 – 72 weeks	cure	Chronic hepatitis/ (Cirrhosis)



## Timing treatment

- Best time to start Rx is an individualised complex parameter
- Factors considered are many and include
  - Viral activity / speed of damage occurring
  - Target organ effects ( liver for hep viruses) – whether fibrosis of liver
  - Likelihood of success of Rx
  - Sensitivity of virus / new drug availability



## Interactions of viruses

---

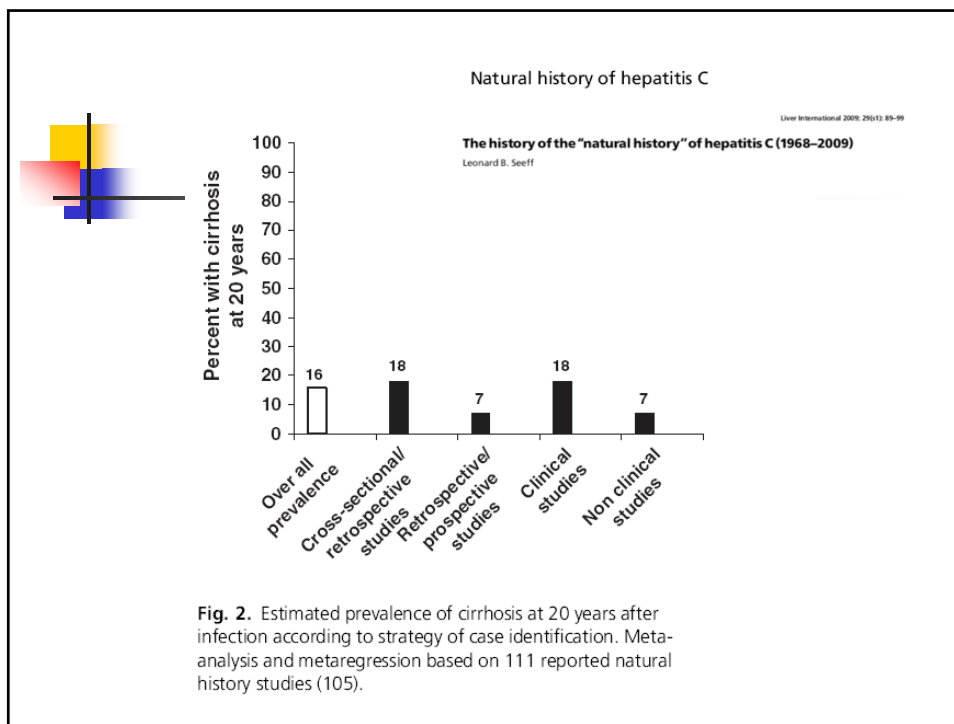
- HIV
  - Allows Hep B and Hep C to progress more rapidly
  - Treatment responses of Hep B and Hep C are moderately inferior if HIV present
- Treating HIV
  - Improves long term outcome of Hep B/ Hep C
  - May lead to a temporary flare in Hepatitis



## Implications of effects of hepatitis Rx with interferon / ribavirin

---

- Rx for Hep C usually temporarily depresses CD4 T-cell level , a marker of immune competence
- Best to either treat hepatitis virus prior to decline in CD4 T-cells OR after immune reconstitution
- During hepatitis Rx need to enhance monitoring of HIV and CD4 T-cell level
- Interferon injections can affect mood/ thinking / adaptability



## Response rates for hepatitis C in HIV co-infections

**Without HIV**

*Summary of evidence* **Journal of Hepatology 2011**

- (1) SVR is achieved in 40-45% of patients infected with HCV genotype 1 treated with pegylated IFN- $\alpha$  plus ribavirin at approved doses for 48 weeks (A1).
- (2) SVR is achieved in 65-82% of patients infected with HCV genotypes 2 or 3 treated with pegylated IFN- $\alpha$  plus ribavirin at approved doses for 24 weeks (A1).
- (3) SVR rates are slightly higher in patients infected with HCV genotype 2 than in those with genotype 3 (B2).
- (4) Strongest baseline predictors of SVR are:
  - a. HCV genotype (A1).
  - b. Genetic polymorphisms located in chromosome 19 (IL28B), particularly in genotype 1 patients (A1).
  - c. Stage of liver fibrosis (A1).

Clinical Practice Guidelines EASL JOURNAL OF HEPATOLOGY

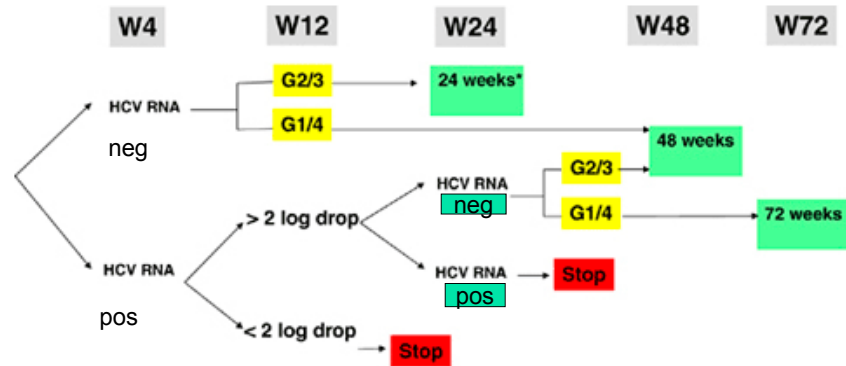
**EASL Clinical Practice Guidelines: Management of hepatitis C virus infection**

European Association for the Study of the Liver

**With HIV**

Lower success rates  
Longer Rx needed  
More drug interactions to consider  
Even more important to intervene as outcome more threatening

## Therapy for HCV / HIV co-infected patients: IFN- $\alpha$ and ribavirin (RBV)



Adapted from Rockstroh JK et al. *HIV Med* 2008;9:82–88.

## Other considerations

- Parenthood aspirations
  - Fertility impact of viruses
  - Fertility issues with treatments
  - Side effects of Rx
- Other haemophilia related issues
  - Joints / surgery needs / analgesia
  - Opiates for bad chronic pain



## Fertility and HIV

- Untreated HIV may reduce fertility by reducing sperm numbers and fitness
- Treating HIV does NOT adversely affect the sperm quality
- During 1990s and 2000s in vitro fertilization ( ICSI ) was widely used to commence pregnancy using HIV seropos male sperm
- Treated male with very low ( i.e. undetectable ) viral load in blood is very unlikely to transmit to female during vaginal sex ( African data ) / Swiss statement of risk
- Practitioners differ in recommendations with many units now recommending post-ovulation timed intercourse from HIV treated partner as “safe enough”
- It is likely but not proven that IVF from treated male is safer than natural intercourse mediated fertilisation
- IVF allows pre-implantation genetic screening and selection of healthiest embryo



## Fertility and Hepatitis virus

- Sexual transmission much more likely for Hep B than Hep C
- Hep B can be prevented by vaccination
- Hep C risk to female is low from pos male
- Liver disease may affect fertility via effects on – libido, androgen/ oestrogen metabolism, testicular function



## Co-infected Haemophilia patients in Australia

---

- Almost all are now aged > 25 years with most in the 30- 60 age group
- Many with co-infection have controlled HIV and have already failed to clear Hep B or Hep C with current Rx
- Great interest in prospects of response to new Hep C protease inhibitors with retreatment
- Hep C / Hep B are now looking to be the dominant cause of premature death in adult haemophilia patients in Australia
- Liver transplant may potentially salvage late stage hepatitis B or hepatitis C and cure haemophilia
- No cases of OLTx in Australia for haemophilia but success reported from overseas



## The future

---

- Better agents for HIV ( less adverse effects )
- Early availability of new classes of Rx for hepatitis virus
- Hopefully an effective hepatitis C and HIV vaccine ....will protect partners and generations of HIV/ Hep C/ B uninfected haemophilia patients